



experience water



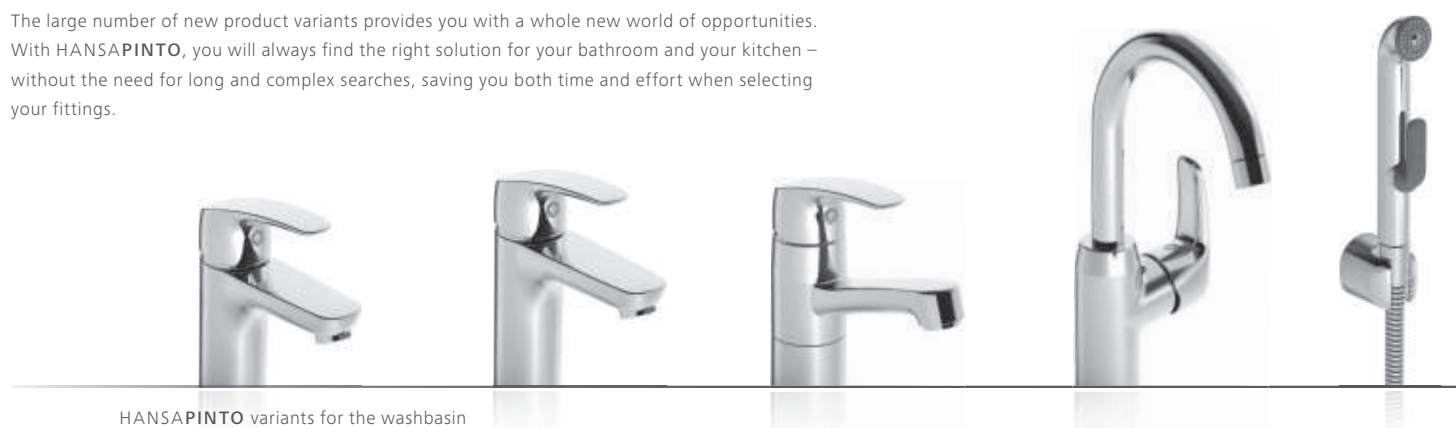
MORE VARIETY.
MORE VALUE.
MORE COMFORT.



HANSAPINTO

MAKES YOU SMILE. EVERY DAY. FROM THE NEW HANSAPINTO


The large number of new product variants provides you with a whole new world of opportunities. With HANSAPINTO, you will always find the right solution for your bathroom and your kitchen – without the need for long and complex searches, saving you both time and effort when selecting your fittings.



HANSAPINTO variants for the washbasin

In order to truly fulfil your requirements, it is crucial that you have a choice. You need to decide what you like the most and what is particularly good and useful for you. The new HANSAPINTO family gives you this choice – with a balanced range which leaves nothing to be desired in everyday bathrooms.

The carefully compiled range opens up a wealth of possibilities for completely fitting out a high-quality bathroom. The new variety of models for the washbasin, in particular, makes it easier than ever before to realize individual wishes with regard to design, comfort and functionality. Thanks to matching shower and bathtub fittings, a perfect all-round solution may be simply planned out – with a smile and without the need for long and complicated searching. And if you find it important for your bathroom and kitchen to have a uniform fittings design, the HANSAPINTO family also has models for the sink.



Large choice, more variety:
Choose between a top-operated lever mixer in various different versions (classic, with a swivel spout, with a functional shower, XL) and a modern side-operated model.

THE VERY BEGINNING.



HANSAPINTO variants for the sink



The classic HANSAPINTO has been rejuvenated; it now comes with a new, attractive appearance and the typical quality you expect from HANSA. The new model looks elegant and is perfectly suited to modern bathrooms with its soft design features, smooth surfaces and gently rounded edges. The exceptional line layout around the edge of the lever is particularly striking and serves the purpose of minimizing gap dimensions.

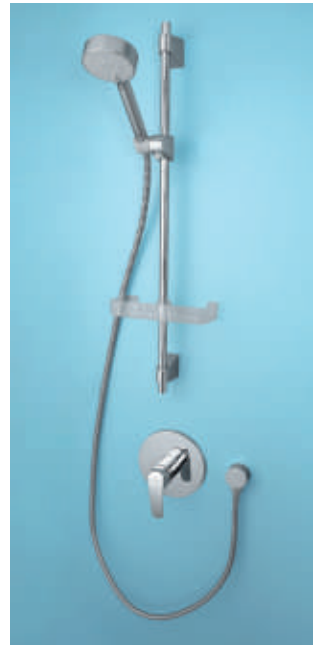
HAPPINESS INCLUDED: HANSAPINTO IN THE BATHROOM



HANSAPINTO offers an extended product family for the bathroom – geared towards the various demands placed upon appearance, functionality and comfort and in line with the wide variety of modern bathroom solutions. In addition to the traditional exposed variants, there are new, elegant concealed solutions for the shower and bathtub based on the modern HANSABLUEBOX system. A variant of the shower fitting with **THERMO COOL** housing, which itself only heats up very slightly when you are showering with hot water, is also new. This provides maximum safety, especially in cross-generational bathrooms. The special DZR brass, the new 4.0 cartridge with a 40mm diameter, the consumption of just 6l/min and intricate detailed solutions turn HANSAPINTO into a typical HANSA fitting.



The combination of the HANSAPINTO exposed fitting and its perfect match – the three-stream HANSABASICJET hand shower – results in a neat, comfortable solution in the bathtub.



The modern HANSABASICJET shower range is the perfect complement to HANSAPINTO. The adjustable fixing elements of the shower rail fit into already existing drill holes. This ensures that the shower rail set is perfect for retrofitting.

HANSAPINTO cuts a fine figure in cross-generational bathrooms, too. The optional THERMO COOL housing for the shower fitting and the HANSA-CLASSICJET shower rail provide grip and safety for young and old.



Concealed solutions upgrade each and every bathroom. The mounting, functionality and ergonomics based on the modern HANSABLUEBOX system are exemplary.





NO ORDINARY TASTE: HANSAPINTO IN THE KITCHEN

HANSAPINTO offers an impressive range of products for the kitchen, too. In addition to the traditional lever mixer, there is a brand-new tall version with greater projection. The spout may be swiveled in a limited radius of 120°, something which makes unintentional overflowing of water onto the work surfaces virtually impossible. The tall version is also available with a practical pull-out shower. Also new: a striking side-operated model which not only looks good but also offers a high degree of operating comfort. Since drops of water tend not to drip from hands onto the fitting when it is operated laterally, this model also impresses with optimal levels of hygiene.

The traditional lever mixer and the side-operated model are also available with a shut-off valve – for maximum safety. The design of the locking lever shows clearly whether it is in the on/off position.



The side-operated variant is not only extremely elegant, but also practical to use and hygienic to handle.



Large-scale comfort: the spout of the tall version may be swiveled and the pull-out shower extends the functional possibilities.



Harmonious design plus practical advantages: HANSAPINTO is always a good choice.

HANSAPINTO NEW

Washbasin



HANSAPINTO one-hole single-lever basin mixer, DN 15
4510 2283 chrome pop-up waste (metal), connection with flexible pressure hoses
projection: 148 mm
4509 2283 chrome without pop-up waste



HANSAPINTO XL one-hole single-lever basin mixer, DN 15
4501 2283 chrome pop-up waste (metal), connection with flexible pressure hoses
projection: 115 mm
4502 2283 chrome without pop-up waste



HANSAPINTO one-hole single-lever basin mixer, DN 15
4504 2283 chrome pop-up waste (metal), connection with flexible pressure hoses
projection: 107 mm
4506 2283 chrome without pop-up waste
4534 1183 chrome pop-up waste (metal)



HANSAPINTO one-hole single-lever basin mixer, DN 15
4515 2283 chrome connection with flexible pressure hoses
projection: 133 mm



HANSAPINTO one-hole single-lever basin mixer, DN 15
4505 2283 chrome with function hand shower, connection with flexible pressure hoses, without pop-up waste
projection: 107 mm



HANSAPINTO one-hole single-lever basin mixer, DN 15 for bidet
4507 3283 chrome pop-up waste (metal), connection with flexible pressure hoses
projection: 106 mm



HANSAPINTO single-lever bath mixer, DN 15 (G 1/2) for wall-mounting
4511 2183 chrome
projection: 166 mm

Bidet

Bath/Shower



HANSAPINTO trim kit with function unit single-lever bath mixer suitable for HANSABBLUEBOX concealed unit (1)
8526 9183 chrome rosette without screws, function unit with BLUESWITCH diverter
with vacuum breaker
8528 3083 chrome



HANSABASICJET Set for bath mixers
4468 0133 chrome
HANSABASICJET hand shower, 3-spray, shower hose, 1500 mm



HANSAPINTO single-lever bath mixer, DN 15 (G 1/2) sur gorge
4537 2283 chrome



HANSAPINTO single-lever shower mixer, DN 15 (G 1/2)
4512 0163 chrome



HANSAPINTO single-lever shower mixer, DN 15 (G 1/2) THERMO COOL
4512 0183 chrome



HANSAPINTO trim kit with function unit single-lever shower mixer suitable for HANSABBLUEBOX concealed unit (1)
8527 9183 chrome rosette without screws, without diverter



HANSAPINTO trim kit single-lever mixer suitable for HANSAVARIO concealed unit (2)
5066 9083 chrome

Bathtub

Shower

HANSAPINTO KITCHEN



HANSABASICJET wall bar set 920 mm
4467 0133 chrome
HANSABASICJET hand shower, 3-spray, shower hose, 1750 mm, with soap dish



HANSAPINTO single-lever kitchen mixer, DN 15
4514 2283 chrome connection with flexible pressure hoses
projection: 213 mm



HANSAPINTO single-lever kitchen mixer, DN 15
4514 2283 chrome connection with flexible pressure hoses
projection: 213 mm



HANSAPINTO single-lever kitchen mixer, DN 15
4508 2283 chrome connection with flexible pressure hoses
projection: 211 mm
4538 1183 chrome for open hot water heaters, connection using copper pipes



HANSAPINTO single-lever kitchen mixer, DN 15
4520 2283 chrome connection with flexible pressure hoses
projection: 211 mm



HANSAPINTO single-lever kitchen mixer, DN 15
4518 2283 chrome handspray, extractable, connection with flexible pressure hoses
projection: 231 mm

Concealed installation units
(1) HANSABBLUEBOX base unit concealed installation unit 8000 0000
without shut-off valves

(2) HANSAVARIO concealed installation unit DN 15 (G1/2) for concealed installation 5051 0100

Our distribution partner will be happy to offer you more information and advice on our complete range.

HANSA – ALWAYS AT YOUR SERVICE.

HEAD OFFICE

HANSA Armaturen GmbH
Sigmaringer Str. 107
70567 Stuttgart
Germany
Tel.: +49 711 1614-0
Fax: +49 711 1614-368
info@hansa.com

www.hansa.com

	Restriction of the flow rate to 6 l/min (indicated by product) and intelligent stream formation ensure optimised water consumption with full comfort.
	Very quiet. Fitting complies with the strict conditions under noise protection class 1.
	THERMO COOL. Improved safety – the housing of the fitting conducts minimal heat.
	Various heights and projections for individual preferred comfort.
	Flexible usability thanks to free swivel radius of the spout.
	More range and functional plus thanks to a single or multi-spray pull-out shower.
At least one product of this range has the indicated characteristics.	



a member of orasgroup