



SYSTEM L2



LEA
CERAMICHE



SYSTEM L2

VIVERE L'OUTDOOR

LIVING OUTDOORS

Le collezioni Lea da 20mm di spessore uniscono qualità estetica ed elevate prestazioni tecniche, garantendo infinite applicazioni in esterno senza preoccupazioni di rottura.

L'elevato valore di resistenza ai carichi rende il prodotto carrabile quando incollato su massetto. È inoltre resistente al gelo e agli sbalzi termici, alle muffe, alle macchie e al sale. Presenta elevate caratteristiche antiscivolo e risulta di facile pulizia mantenendo inalterati nel tempo materia e colore.

The Lea collections, featuring a thickness of 20 mm, combine undisputed aesthetic quality with optimal technical performance. The result is an excellent solution that can be used for endless outdoor applications.

The high technical performance levels are also a timeless guarantee of product resistance without the risk of damage. In fact the high resistance to breaking load means that this product can be walked over when adhered to the screed. It also resists freezing and temperature variations, mould, stains and salt. It offers excellent non-slip properties and is easy to clean, while the material and colour remain unchanged over time.

LIME L2 60x60 rett. CENDRE L2 60x60 rett.



Un'evoluzione per
pavimentazioni
innovative.

An evolution
for innovative
floorings.

enoteca la rocca

Continuamente in grado di rinnovarsi, il gres offre caratteristiche tecniche, cromatiche e materiche che trovano nella collezione System L2, dedicata all'outdoor, la massima espressività. Versatilità e universalità di un materiale che sfida la tecnologia, adottato ormai anche dalla grande architettura.

Constantly open to diversification, porcelain offers technical, colour and material characteristics that find their utmost expression in the collection System L2 designed for the outdoors. This material represents versatility and universality that challenges technology, and is now used in major architecture projects.

>>> PRATICO DA INSTALLARE E FACILE DA RIMUOVERE

PRATICAL INSTALLATION AND EASY REMOVAL



>>> ELEVATA RESISTENZA MECCANICA

resiste a carichi di rottura oltre 1000 kg

SUPERIOR MECHANICAL STRENGTH

it resists breaking loads over 1000 kg per sheet



>>> RESISTENZA ALLE MACCHIE E ALLO SMOG

RESISTS TO STAINS AND SMOG



>>> INCOMBUSTIBILITÀ

FIRE PROOF



>>> RESISTENZA AGLI AGENTI CHIMICI

RESISTS TO CHEMICAL AGENTS



>>> ELEVATA RESISTENZA AL GELO

FROST RESISTANCE



>>> RESISTENZA AGLI AGENTI ATMOSFERICI

RESISTANCE TO ATMOSPHERIC AGENTS



>>> ELEVATA RESISTENZA AGLI SBALZI TERMICI

RESISTANT TO THERMAL SHOCK



>>> ASSORBIMENTO D'ACQUA MINIMO

MINIMUM WATER ABSORPTION



>>> NUOVA TECNOLOGIA, ATTENTA ALL'ECOLOGIA

NEW TECHNOLOGY, ECO-FRIENDLY



>>> RESISTENZA DEI COLORI ALLA LUCE SOLARE E ALL'INVECCHIAMENTO

COLORS ARE RESISTANT TO SUNLIGHT AND AGING



LIME L2 60x60 rett. CENDRE L2 60x60 rett.



>>> **VIALETTI**
WALKWAYS



>>> **PARCHI PUBBLICI - GIARDINI**
PUBLIC PARKS - GARDENS



>>> **CAMMINAMENTI PISCINE**
POOL DECKS



>>> **STABILIMENTI BALNEARI**
BEACH RESORTS



>>> **PARCHEGGI**
PARKING AREAS



>>> **TERRAZZE**
TERRACES



>>> **ZONE INDUSTRIALI**
INDUSTRIAL AREAS



>>> **AREE URBANE**
URBAN AREAS



APPLICATIONS

IMPIEGHI

Terrazzi, vialetti, piscine ricoperti da System L2 capaci di vibrare con l'atmosfera dello spazio circostante e con la natura.

Pavimenti interni che dialogano con le superfici esterne senza interruzione. Aree urbane, parchi pubblici e giardini, stabilimenti balneari che diventano con System L2 inaspettati segni panoramici.

Terraces, walkways, swimming pools tiled with the System L2, designed to live in harmony with the surrounding space and nature.

Internal flooring that seamlessly dialogues with outdoor surfaces. Urban areas, public parks and gardens, and bathing facilities that become unexpected landmarks thanks to System L2.

LAYING SOLUTIONS

COME POSARLO



Il gres porcellanato Lea 20 mm è la soluzione innovativa ed estremamente versatile grazie a molteplici sistemi di posa: posa a secco su erba o ghiaia, posa a colla su massetto e posa in sistemi sopraelevati.

System L2 offers a vast range of laying solutions: dry on grass, sand and gravel; with adhesive on traditional screed, and on raised floors.

POSA SU ERBA

DRY LAYING ON GRASS

La posa a secco su erba si applica principalmente su vialetti, camminamenti residenziali e pubblici quali ad esempio parchi, giardini, spazi dedicati alla socialità e al relax, sempre contraddistinti da zone verdi circostanti. La possibilità di determinare la fuga, consente di integrarsi più facilmente con la natura confinante e con l'impronta architettonica ed estetica del contesto.

The solution of dry laying on grass is mainly used on walkways, residential and public paths such as in parks, gardens, social and leisure areas, always located in green areas. The possibility of calculating the joint means that it is easier to integrate with the surrounding nature and the architectural and aesthetic setting.



POSA SU GHIAIA

DRY LAYING ON GRAVEL

La posa a secco su ghiaia consente di valorizzare patii, cortili e giardini, in generale spazi esterni privati o passaggi pedonali di aree ad uso commerciale o dedicate al relax. Mantiene inalterato il drenaggio del terreno attraverso la fuga, consentendo il deflusso delle acque in falda.

Dry laying on gravel enhances patios, courtyards and gardens and outdoor private spaces in general or pedestrian areas in commercial or leisure applications. This maintains drainage to the ground via the joint, enabling water run-off into the substrate.



SILVER L2 60x60 rett.




POSA SU MASSETTO CON COLLA

LAYING ON SCREED WITH ADHESIVE

La posa tradizionale su massetto con colla si applica principalmente su aree esterne carrabili, quali zone di accesso ai garage, parcheggi auto sia di tipo residenziale che di spazi industriali e commerciali. Permette l'uniformità delle superfici tra le aree pedonali e quelle carrabili.

Traditional laying on screed with adhesive is mainly used in outdoor paved areas for vehicles and pedestrians, such as access areas to garages, car parks both in residential and industrial/commercial areas. It enables uniform surfaces between pedestrian and road surfaces.



POSA SOPRAELEVATA


OUTDOOR LAYING ON RAISED FLOORING

La posa da esterno per pavimenti sopraelevati utilizza i tradizionali sistemi per pavimenti flottanti. Grazie ai supporti fissi e regolabili risolve problemi di dislivello del terreno, è isolante e drenante, nasconde cavi e tubature essendo le lastre facilmente rimovibili.*

Outdoor laying on raised flooring uses the traditional systems for elevated floors. Thanks to the fixed and adjustable supports, this material solves the problem of uneven terrain, while ensuring insulation and drainage, and can be used to conceal cables and pipelines, as the slabs are easily removed when required.*

*L'unica normativa vigente per pavimenti sopraelevati riguarda l'uso all'interno degli edifici. Si consiglia pertanto un'attenta valutazione dei requisiti del progetto, con eventuale applicazione di rete in fibra di vetro o di lamina d'acciaio per pavimenti con un'altezza superiore a 10cm.

*The only current applicable standard for raised flooring refers to use inside buildings. Therefore we recommend carefully evaluating the design requirements, applying where necessary a glass fibre mesh or steel sheet when laying floors at a height above 10 cm.



DORAL L2 60x60 rett. GNEISS L2 60x60 rett.



OAK PATINATO
CHIARO L2 60x60 rett.

OAK PATINATO
SCURO L2 60x60 rett.



Le mille
applicazioni
del gres.

The thousand
applications
of porcelain tiles.

Un'ampia gamma di formati, texture e colori, è in grado di ricreare superfici continue ed uniformi tra le aree interne ed esterne in ambito residenziale e commerciale. Un unico colpo d'occhio, esteticamente armonico.

A wide range of formats, textures and colours, designed to recreate seamless and uniform surfaces between indoor and outdoor areas in residential and commercial settings. Immediately eye-catching, yet set in harmony with its surroundings.





OAK PATINATO
CHIARO L2 60x60 rett.

SYSTEM L2

LE COLLEZIONI

THE COLLECTIONS

Dalle proposte più materiche effetto pietra e cemento, alle più naturali soluzioni in legno. System L2 rappresenta la nuova frontiera del gres porcellanato. Una selezione di superfici performanti, di facile applicazione e durevoli, per amplificare gli spazi e assecondare il gusto estetico.

Ranging from the more material stone and cement effects to more natural solutions in wood. System L2 represents the new frontier of porcelain tiles. A selection of high performance surfaces, durable and easy to apply, that embellish spaces.

DORAL L2 60x60 rett. GNEISS L2 60x60 rett.



LODGE GROVE L2



30x120cm / 12"x48"
nat. rett.
LG6K235

LODGE BROWN L2



30x120cm / 12"x48"
nat. rett.
LG6K205

LODGE GREIGE L2



30x120cm / 12"x48"
nat. rett.
LG6K215

LODGE GREY L2



30x120cm / 12"x48"
nat. rett.
LG6K225



OAK PATINATO
CHIARO L2



60x60cm / 24"x24"
nat. rett.
LGWK221

60,4x60,4cm / 24"x24"
nat.
LGWK220

LIME L2



60x60cm / 24"x24"
nat. rett.
LGWK201

60,4x60,4cm / 24"x24"
nat.
LGWK200


OAK PATINATO
SCURO L2



60x60cm / 24"x24"
nat. rett.
LGWK231

60,4x60,4cm / 24"x24"
nat.
LGWK230

CENDRE L2



60x60cm / 24"x24"
nat. rett.
LGWK211

60,4x60,4cm / 24"x24"
nat.
LGWK210



WHITE DOVER L2



60x60cm / 24"x24"
nat. rett.
LGWK287

60,4x60,4cm / 24"x24"
nat.
LGWK286


TAUPE MOHER L2



60x60cm / 24"x24"
nat. rett.
LGWK285

60,4x60,4cm / 24"x24"
nat.
LGWK284

BEIGE MADEIRA L2



60x60cm / 24"x24"
nat. rett.
LGWK281

60,4x60,4cm / 24"x24"
nat.
LGWK280


GREY TENERIFE L2



60x60cm / 24"x24"
nat. rett.
LGWK283

60,4x60,4cm / 24"x24"
nat.
LGWK282


DORAL L2



60x60cm / 24"x24"
nat. rett.
LGWK241

60,4x60,4cm / 24"x24"
nat.
LGWK240

GNEISS L2



60x60cm / 24"x24"
nat. rett.
LGWK261

60,4x60,4cm / 24"x24"
nat.
LGWK260

SILVER L2




60x60cm / 24"x24"
nat. rett.
LGWK251

60,4x60,4cm / 24"x24"
nat.
LGWK250



DORÈ L2



60x60cm / 24"x24"
nat. rett.
LGWK279

60,4x60,4cm / 24"x24"
nat.
LGWK278

GRISE L2



60x60cm / 24"x24"
nat. rett.
LGWK271

60,4x60,4cm / 24"x24"
nat.
LGWK270

ECRU L2

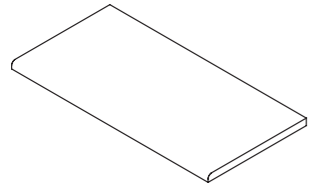


60x60cm / 24"x24"
nat. rett.
LGWK276

60,4x60,4cm / 24"x24"
nat.
LGWK275

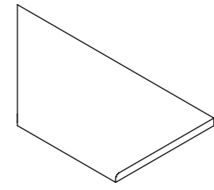


COSTA TORO



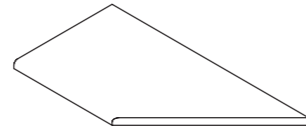
COSTA TORO rett.
30x60cm / 12"x24"

lime L2	LGVK2F0
cendre L2	LGVK2F1
oak patinato chiaro L2	LGVK2F2
oak patinato scuro L2	LGVK2F3
doral L2	LGVK2F4
silver L2	LGVK2F5
gneiss L2	LGVK2F6
dorè L2	LGVK225
ecru L2	LGVK226
grise L2	LGVK227
lodge grove L2	LGVK258
lodge brown L2	LGVK228
lodge greige L2	LGVK229
lodge grey L2	LGVK259
white dover L2	LGVK278
beige madeira L2	LGVK279
taupe moher L2	LGVK280
grey tenerife L2	LGVK281



COSTA TORO ANGOLARE SX rett.
30x60cm / 12"x24"

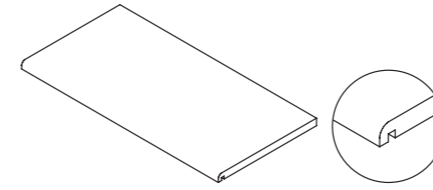
lime L2	LGVK2K0
cendre L2	LGVK2K1
oak patinato chiaro L2	LGVK2K2
oak patinato scuro L2	LGVK2K3
doral L2	LGVK2K4
silver L2	LGVK2K5
gneiss L2	LGVK2K6
dorè L2	LGVK205
ecru L2	LGVK206
grise L2	LGVK207
lodge grove L2	LGVK256
lodge brown L2	LGVK208
lodge greige L2	LGVK209
lodge grey L2	LGVK257
white dover L2	LGVK2B1
beige madeira L2	LGVK2B4
taupe moher L2	LGVK2B6
grey tenerife L2	LGVK2B8



COSTA TORO ANGOLARE DX rett.
30x60cm / 12"x24"

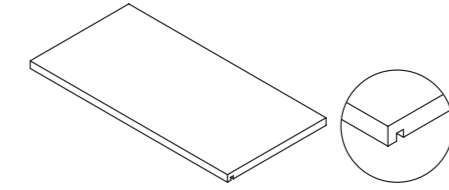
lime L2	LGVK2Y0
cendre L2	LGVK2Y1
oak patinato chiaro L2	LGVK2Y2
oak patinato scuro L2	LGVK2Y3
doral L2	LGVK2Y4
silver L2	LGVK2Y5
gneiss L2	LGVK2Y6
dorè L2	LGVK210
ecru L2	LGVK211
grise L2	LGVK212
lodge grove L2	LGVK254
lodge brown L2	LGVK213
lodge greige L2	LGVK214
lodge grey L2	LGVK255
white dover L2	LGVK2B0
beige madeira L2	LGVK2B3
taupe moher L2	LGVK2B5
grey tenerife L2	LGVK2B7

COSTA CON GOCCIOLATOIO



COSTA TORO CON GOCCIOLATOIO rett.
30x60cm / 12"x24"

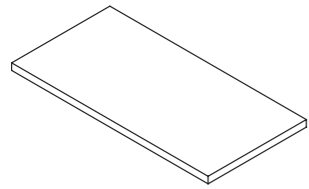
lime L2	LGVK2L0
cendre L2	LGVK2L1
oak patinato chiaro L2	LGVK2L2
oak patinato scuro L2	LGVK2L3
doral L2	LGVK2L4
silver L2	LGVK2L5
gneiss L2	LGVK2L6
dorè L2	LGVK240
ecru L2	LGVK241
grise L2	LGVK242
lodge grove L2	LGVK266
lodge brown L2	LGVK243
lodge greige L2	LGVK244
lodge grey L2	LGVK267
white dover L2	LGVK274
beige madeira L2	LGVK275
taupe moher L2	LGVK276
grey tenerife L2	LGVK277



COSTA RETTA CON GOCCIOLATOIO rett.
30x60cm / 12"x24"

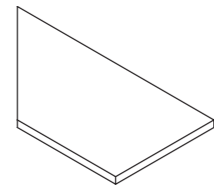
lime L2	LGVK2M0
cendre L2	LGVK2M1
oak patinato chiaro L2	LGVK2M2
oak patinato scuro L2	LGVK2M3
doral L2	LGVK2M4
silver L2	LGVK2M5
gneiss L2	LGVK2M6
dorè L2	LGVK245
ecru L2	LGVK246
grise L2	LGVK247
lodge grove L2	LGVK262
lodge brown L2	LGVK248
lodge greige L2	LGVK249
lodge grey L2	LGVK263
white dover L2	LGVK282
beige madeira L2	LGVK283
taupe moher L2	LGVK284
grey tenerife L2	LGVK285

COSTA RETTA



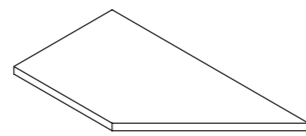
COSTA RETTA rett.
30x60cm / 12"x24"

lime L2	LGVK2C0
cendre L2	LGVK2C1
oak patinato chiaro L2	LGVK2C2
oak patinato scuro L2	LGVK2C3
doral L2	LGVK2C4
silver L2	LGVK2C5
gneiss L2	LGVK2C6
dorè L2	LGVK200
ecru L2	LGVK201
grise L2	LGVK202
lodge grove L2	LGVK260
lodge brown L2	LGVK203
lodge greige L2	LGVK204
lodge grey L2	LGVK261
white dover L2	LGVK290
beige madeira L2	LGVK291
taupe moher L2	LGVK292
grey tenerife L2	LGVK293



COSTA RETTA ANGOLARE SX rett.
30x60cm / 12"x24"

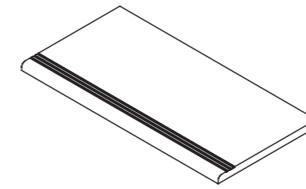
lime L2	LGVK2D0
cendre L2	LGVK2D1
oak patinato chiaro L2	LGVK2D2
oak patinato scuro L2	LGVK2D3
doral L2	LGVK2D4
silver L2	LGVK2D5
gneiss L2	LGVK2D6
dorè L2	LGVK215
ecru L2	LGVK216
grise L2	LGVK217
lodge grove L2	LGVK252
lodge brown L2	LGVK218
lodge greige L2	LGVK219
lodge grey L2	LGVK253
white dover L2	LGVK2A1
beige madeira L2	LGVK2A4
taupe moher L2	LGVK2A6
grey tenerife L2	LGVK2A8



COSTA RETTA ANGOLARE DX rett.
30x60cm / 12"x24"

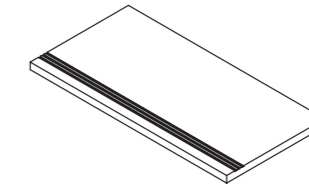
lime L2	LGVK2E0
cendre L2	LGVK2E1
oak patinato chiaro L2	LGVK2E2
oak patinato scuro L2	LGVK2E3
doral L2	LGVK2E4
silver L2	LGVK2E5
gneiss L2	LGVK2E6
dorè L2	LGVK220
ecru L2	LGVK221
grise L2	LGVK222
lodge grove L2	LGVK250
lodge brown L2	LGVK223
lodge greige L2	LGVK224
lodge grey L2	LGVK251
white dover L2	LGVK2A0
beige madeira L2	LGVK2A3
taupe moher L2	LGVK2A5
grey tenerife L2	LGVK2A7

COSTA STEP



COSTA TORO STEP rett.
30x60cm / 12"x24"

lime L2	LGVK2J0
cendre L2	LGVK2J1
oak patinato chiaro L2	LGVK2J2
oak patinato scuro L2	LGVK2J3
doral L2	LGVK2J4
silver L2	LGVK2J5
gneiss L2	LGVK2J6
dorè L2	LGVK235
ecru L2	LGVK236
grise L2	LGVK237
lodge grove L2	LGVK268
lodge brown L2	LGVK238
lodge greige L2	LGVK239
lodge grey L2	LGVK269
white dover L2	LGVK270
beige madeira L2	LGVK271
taupe moher L2	LGVK272
grey tenerife L2	LGVK273

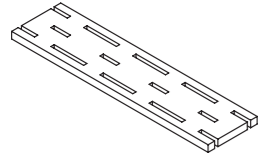


COSTA RETTA STEP rett.
30x60cm / 12"x24"

lime L2	LGVK2G0
cendre L2	LGVK2G1
oak patinato chiaro L2	LGVK2G2
oak patinato scuro L2	LGVK2G3
doral L2	LGVK2G4
silver L2	LGVK2G5
gneiss L2	LGVK2G6
dorè L2	LGVK230
ecru L2	LGVK231
grise L2	LGVK232
lodge grove L2	LGVK264
lodge brown L2	LGVK233
lodge greige L2	LGVK234
lodge grey L2	LGVK265
white dover L2	LGVK286
beige madeira L2	LGVK287
taupe moher L2	LGVK288
grey tenerife L2	LGVK289



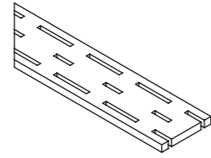
GRIGLIA



GRIGLIA rett.
15x60cm / 6"x24"

lime L2
cendre L2
oak patinato chiaro L2
oak patinato scuro L2
doral L2
silver L2
gneiss L2
dorè L2
ecru L2
grise L2
lodge grove L2
lodge brown L2
lodge greige L2
lodge grey L2
white dover L2
beige madeira L2
taupe moher L2
grey tenerife L2

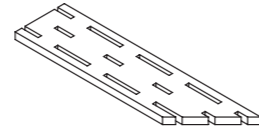
LG1K2G0
LG1K2G1
LG1K2G2
LG1K2G3
LG1K2G4
LG1K2G5
LG1K2G6
LG1K200
LG1K201
LG1K202
LG1K219
LG1K203
LG1K204
LG1K220
LG1K221
LG1K222
LG1K223
LG1K224



GRIGLIA ANGOLARE SX rett.
15x60cm / 6"x24"

lime L2
cendre L2
oak patinato chiaro L2
oak patinato scuro L2
doral L2
silver L2
gneiss L2
dorè L2
ecru L2
grise L2
lodge grove L2
lodge brown L2
lodge greige L2
lodge grey L2
white dover L2
beige madeira L2
taupe moher L2
grey tenerife L2

LG1K2S0
LG1K2S1
LG1K2S2
LG1K2S3
LG1K2S4
LG1K2S5
LG1K2S6
LG1K210
LG1K211
LG1K212
LG1K215
LG1K213
LG1K214
LG1K216
LG1K226
LG1K228
LG1K232
LG1K231



GRIGLIA ANGOLARE DX rett.
15x60cm / 6"x24"

lime L2
cendre L2
oak patinato chiaro L2
oak patinato scuro L2
doral L2
silver L2
gneiss L2
dorè L2
ecru L2
grise L2
lodge grove L2
lodge brown L2
lodge greige L2
lodge grey L2
white dover L2
beige madeira L2
taupe moher L2
grey tenerife L2

LG1K2D0
LG1K2D1
LG1K2D2
LG1K2D3
LG1K2D4
LG1K2D5
LG1K2D6
LG1K205
LG1K206
LG1K207
LG1K217
LG1K208
LG1K209
LG1K218
LG1K225
LG1K227
LG1K229
LG1K230



OAK PATINATO
CHIARO L2 60x60 rett.

OAK PATINATO
SCURO L2 60x60 rett.

SYSTEM L2

gres tutta massa UGL
full-body porcelain
grès cérame en pleine masse
vollgemischtes durchgefärbtes feinsteinzeug

spessore 20mm
thickness
épaisseur
stärke

CONFORME - ACCORDING TO - CONFORME - GEMÄß - IGUAL: ISO 13006 G - EN 14411 G			
CARATTERISTICHE TECNICHE TECHNICAL CHARACTERISTICS CARACTÉRISTIQUES TECHNIQUES TECHNISCHE EIGENSCHAFTEN CARACTERÍSTICAS TÉCNICAS	metodo di prova ISO test method ISO méthode d'essai ISO prüfmethode ISO método de prueba ISO	requisiti prescritti required values valeur requise vorgeschriebener wert requisitos prescritos ISO 13006 - G / EN 14411 - G gruppo / group B1a	LEA valori medi average values valeurs moyens durchschnittliche werte valores medianos UGL: non smaltato UGL: unglazed
assorbimento d'acqua (E) water absorption (E) absorption d'eau (E) wasserabsorption (E) absorción de agua (E)	ISO 10545-3	E ≤ 0,5%	≤ 0,04%
resistenza alla flessione bending strength résistance à la flexion beigefestigkeit resistencia a la flexión	ISO 10545-4	≥ 35 N/mm ²	≥ 50 N/mm ²
sforzo di rottura (S) breaking strength (S) chargement de rupture (S) bruchlast (S) esfuerzo de rotura (S)	ISO 10545-4	≥ 1'300 N	≥ 13'600 N
classe requisiti meccanici mechanical classification résistance mécanique klasse mechanisches Erfordernis clasificación mecánica	EN 1339-F	non richiesto not required nicht erforderlich pas nécessaire no se requiere	U11
resistenza all'abrasione profonda résistance to deep abrasion résistance à l'abrasion profonde widerstand gegen tiefenabrier resistencia a la abrasión profunda	ISO 10545-6	≤ 175 mm ³	≤ 145 mm ³
dilatazione termica lineare linear thermal expansion dilatation thermique linéaire thermische dilatation dilatación térmica lineal	ISO 10545-8	requisito non previsto iso makes no provision for this test	α≤7x10 ⁻⁶ °C ⁻¹
resistenza agli sbalzi termici thermal shock resistance résistance aux chocs thermiques temperaturwechselbeständigkeit resistencia a los cambios térmico	ISO 10545-9	requisito non previsto iso makes no provision for this test	resistente résistant beständig resistente
resistenza al gelo frost resistance résistance au gel frostbeständigkeit resistencia al hielo	ISO 10545-12	nessuna alterazione no alterations	resistente résistant beständig resistente
resistenza attacco chimico* chemical resistance résistance chimique chemischee beständigkeit resistencia unión química	ISO 10545-13	come indicato dal produttore as indicated by manufacturer	ULA - UHA (resistente) (résistant) (beständig) (resistente)
resistenza alle macchie stain resistance résistance aux taches fleckenbeständigkeit resistencia a las manchas	ISO 10545-14	classe 3 min.	classe 5 (resistente) (résistant) (beständig) (resistente)

ACCORDING TO ANSI A 137.1 UNGLAZED PORCELAIN TILES (CLASS P1)			
TECHNICAL CHARACTERISTICS	test method ASTM	required values	LEA average values
water absorption	ASTM C373	ANSI A 137.1 ≤ 0.5% (fully vetrified)	UGL: unglazed compliant
breaking strength	ASTM C648	≥ 250 lbs	≥ 2800 lbs
deep abrasion resistance	ASTM C1243	≤ 175 mm ³	compliant
linear thermal expansion	ASTM C372	not required	α≤8x10 ⁻⁶ °C ⁻¹ α≤4.4x10 ⁻⁶ °F ⁻¹
thermal shock resistance	ASTM C484	no alterations	resistant
chemical resistance*	ASTM C650	not required	resistant
frost resistance	ASTM C1026	not required	resistant
bond resistance	ASTM C482	≥ 50 PSI	compliant
stain resistance	CTI 81-7 Ann. D	not required	resistant

CARATTERISTICHE TECNICHE TECHNICAL CHARACTERISTICS CARACTÉRISTIQUES TECHNIQUES TECHNISCHE EIGENSCHAFTEN	metodo di prova test method methode d'essai prüfmethode	valori medi average values valeurs moyens durchschnittliche werte
resistenza allo scivolamento slip resistance résistance au glissement rutschfestigkeit	DIN 51130	R11
resistenza allo scivolamento slip resistance résistance au glissement rutschfestigkeit	DIN 51097	C (A+B+C)
coefficiente di attrito dinamico dynamic friction coefficient coefficient de friction dynamique dynamischer reibungskoeffizient	B.C.R. tortus	$\mu > 0,40$
dynamic coefficient of friction (DCOF)	ANSI A 137.1:2012	DCOF ≥ 0.42
static coefficient of friction (COF)	ASTM C1028	dry - COF ≥ 0.60 wet - COF ≥ 0.60
wet pendulum test AUS	AS 4586:2013	class P4 (W)
pendulum test UK	BS 7976:2002	slider 96 wet: 36+ slider 55 wet: 36+

STONALIZZAZIONE SHADING DENUANÇAGE SPIELFARBIG
V2 white dover L2 / beige madeira L2 / taupe shine L2 / grey tenerife L2
V3 lime L2 / cendre L2 / oak patinato chiaro L2 / oak patinato scuro L2
V4 lodge grove L2 / lodge greige L2 / lodge brown L2 / lodge grey L2 doral L2 / silver L2 / gneiss L2 / dorè L2 / ecru L2 / grise L2

IMBALLAGGI PACKING EMBALLAGE VERPACKUNGEN

articolo	scatola			europallet		
	pz.	mq	kg	scat.	mq	kg
fondo 30x120 24"x48"	2	0,72	33,3	16	11,5	532,0
fondo 60,4x60,4 24"x24"	2	0,73	33,5	32	23,3	1072,0
fondo 60x60 24"x24"	2	0,72	32,5	32	23,0	1040,0
costa toro 30x60 12"x24"	1	0,18	8,1	100	18,0	812,5
costa toro angolare 30x60 12"x24"	1	0,14	6,1	100	13,5	610,0
costa retta 30x60 12"x24"	1	0,18	8,1	100	18,0	812,5
costa retta angolare 30x60 12"x24"	1	0,14	6,1	100	13,5	610,0
costa toro step 30x60 12"x24"	1	0,18	8,1	100	18,0	812,5
costa retta step 30x60 12"x24"	1	0,18	8,1	100	18,0	812,5
costa toro con gocc. 30x60 12"x24"	1	0,18	8,1	100	18,0	812,5
costa retta con gocc. 30x60 12"x24"	1	0,18	8,1	100	18,0	812,5
griglia 15x60 6"x24"	2	0,18	8,0	100	18,0	800,0
griglia angolare 15x60 6"x24"	2	0,16	7,0	100	15,8	700,0

Le rappresentazioni fotografiche e descrittive dei prodotti di Lea Ceramiche riportate sui depliant, sui cataloghi e sugli altri materiali pubblicitari dell'azienda, sono puramente illustrative dello specifico prodotto rappresentato. Si precisa infatti che, successivamente alla pubblicazione dei materiali pubblicitari dell'azienda, il prodotto potrebbe subire leggere modifiche nel relativo processo produttivo, al fine di renderlo tecnologicamente migliore. Tali aggiustamenti tecnologici potrebbero determinare lievi differenze, anche estetiche e/o cromatiche, nel prodotto medesimo, con la conseguenza che lo stesso potrebbe risultare diverso da come rappresentato e/o illustrato e/o descritto nel materiale pubblicitario di Lea Ceramiche. Tali differenze non potranno essere in alcun modo considerate dall'acquirente un vizio e/o difetto del materiale ceramico stesso, bensì una caratteristica dello specifico prodotto. Tutti i materiali ceramici che imitano pietre naturali presentano differenze di colore e sfumature che non potranno in nessun modo essere considerate quale difetto del prodotto, ma bensì una qualità caratteristica di tali tipi di produzione.

The photographs and descriptions of Lea Ceramiche products given in the brochures, catalogues and other corporate advertising materials aim merely to represent the specific products. After the publication of the corporate advertising materials, the products may be slightly modified as a result of technological improvements. Such technological modifications may lead to slight differences in appearance and/or colour of the products, which may therefore differ from the representations, illustrations or descriptions given in the Lea Ceramiche advertising materials. Such differences shall in no way be deemed to be faults and/or defects in the ceramic materials, but rather intrinsic features of the specific products. All ceramic materials that imitate natural stone differ in color and nuances, and this cannot in any way be considered as a product defect, but rather a characteristic of these types of products.



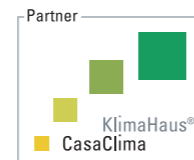
ISO 14001



ISO 9001



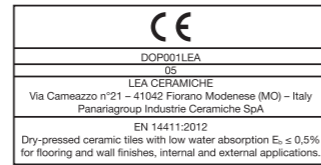
emas



casaclima



leed*



marchio CE



leed**

* LEED
Lea Ceramiche, tramite la holding Panariagroup Industrie Ceramiche S.p.A., è socio ordinario del Green Building Council e del GBC Italia. Through Panariagroup Industrie Ceramiche S.p.A., Lea Ceramiche is an ordinary member of the Green Building Council and the GBC Italia. Par le biais de Panariagroup Industrie Ceramiche S.p.A., Lea Ceramiche est membre ordinaire du Green Building Council et du GBC Italia. Lea Ceramiche, durch die Holding Panariagroup Industrie Ceramiche S.p.A., ist ordentliches Mitglied von dem Green Building Council und dem GBC Italien. Lea Ceramiche, a través del holding Panariagroup Industrie Ceramiche S.p.A., es miembro afiliado del Consejo Construcción Verde y del Consejo Construcción Verde de Italia.

** LEED
Il contenuto di materiale riciclato "pre-consumo" delle serie System L2 è del 40%, come certificato da ente esterno qualificato (certificato disponibile sul sito www.ceramichelea.com). System L2 is produced with 40% of pre-consumer materials, as certified by a qualified external company (certificate available on the website www.ceramichelea.com).

*** CASACLIMA
Lea Ceramiche, tramite la holding Panariagroup Industrie Ceramiche S.p.A., ha ottenuto la certificazione Partner Casaclima. Through Panariagroup Industrie Ceramiche S.p.A., Lea Ceramiche has obtained the Partner Casaclima certification. Par le biais de Panariagroup Industrie Ceramiche S.p.A., Lea Ceramiche a obtenu la certification Partner Casaclima. Lea Ceramiche, durch die Holding Panariagroup Industrie Ceramiche S.p.A., hat die Bescheinigung als Partner Casaclima bekommen. Lea Ceramiche, a través del holding Panariagroup Industrie Ceramiche S.p.A., ha obtenido la certificación Partner Casaclima.



LEA

CERAMICHE

LEA CERAMICHE
Via Cameazzo, 21
41042 Fiorano Modenese
Modena Italy

Tel +39 0536 837811
Fax +39 0536 830326
info@ceramichelea.it
www.ceramichelea.com

Panariagroup Industrie Ceramiche
S.p.A.

SHOWROOM LEA CERAMICHE
Via Durini, 3
20122 Milano

Tel +39 02 76011406
showroom_milano@ceramichelea.it

LEA NORTH AMERICA, LLC
800 Clanton Road, Suite N
Charlotte, NC 28217

Tel +1 704 522 6300
Fax +1 704 522 6080
info@leausa.us
www.leausa.us